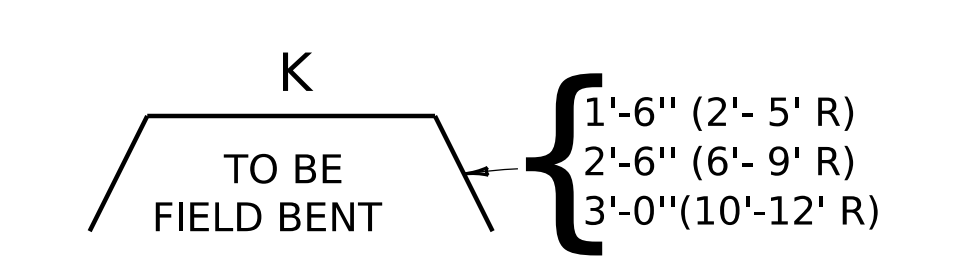


MARK	SIZE	NO	LGTH		K		MARK	SIZE	NO	LGTH		K		MARK	SIZE	NO	LGTH		K		MARK	SIZE	NO	LGTH		K	
			FT	IN	FT	IN				FT	IN	FT	IN				FT	IN	FT	IN				FT	IN	FT	IN
7'-0" x 5'-1"						9'-6" x 6'-5"						11'-5" x 7'-3" (CONT'D)						15'-4" x 9'-3" (CONT'D)									
A	5	4	7	8			A	5	4	9	7			P	6	20	5	10	4	1	C6	4	16	11	10		
C1	4	2	1	6			B1	5	8	3	3			Q	5	4	11	5			E1	5	2	20	11	15	11
C2	4	2	3	7			B2	5	8	4	3			R	5	12	2	8			E2	5	2	21	5	16	5
C3	4	2	5	8			B3	5	8	5	2										F	4	17	1	5	0	6
C4	4	4	6	10			B4	5	8	6	2										G1	4	1	15	2		
E1	5	2	10	7	7	7	B5	5	4	7	1			12'-10" x 8'-4"						G2	4	2	17	4			
E2	5	2	10	11	7	11	C1	4	4	2	6			A	5	4	11	11			G3	4	2	19	6		
F	4	8	0	11	0	4	C2	4	4	4	7			B1	5	8	4	3			G4	4	2	21	8		
G1	4	2	9	5			C3	4	4	6	8			B2	5	8	5	2			G5	4	2	23	10		
G2	4	2	11	8			C4	4	12	8	7			B3	5	8	6	1			G6	4	3	26	0		
G3	4	3	14	0			E1	5	2	15	1	10	1	B4	5	8	7	0			H	4	14	12	9	10	1
H	4	8	7	5	5	9	E2	5	2	15	8	10	8	B5	5	8	8	0			M	4	24	4	9		
N	4	6	6	10			F	4	11	1	5	0	6	B6	5	4	8	11			N	4	16	11	10		
Q	4	2	7	0			G1	4	2	11	3			C1	4	4	2	5			P	7	24	7	4	5	1
R	4	8	0	6			G2	4	2	13	6			C2	4	4	4	6			Q	5	4	15	4		
V1	5	4	4	4	3	1	G3	4	2	15	9			C3	4	4	6	8			R	5	16	3	2		
V2	5	4	5	4	4	1	G4	4	3	18	0			C4	4	4	8	10									
V3	5	4	6	3	5	0	H	4	10	9	5	7	3	C5	4	16	10	9									
V4	5	2	7	3	6	0	M	4	18	3	9			E1	5	2	18	4	13	4							
							N	4	14	8	7			E2	5	2	18	11	13	11							
							P	5	18	5	5	3	8	F	4	14	1	5	0	6							
							Q	5	4	9	6			G1	4	2	14	8									
							R	5	10	2	8			G2	4	2	17	0									
8'-2" x 5'-9"						11'-5" x 7'-3"						15'-4" x 9'-3"															
A	5	4	8	6			A	5	4	10	7			A	5	4	13	1									
C1	4	2	2	11			B1	5	8	3	8			B1	5	8	4	8									
C2	4	2	5	0			B2	5	8	4	8			B2	5	8	5	7									
C3	4	2	7	2			B3	5	8	5	7			B3	5	8	6	7									
C4	4	4	7	8			B4	5	8	6	6			B4	5	8	7	6									
E1	5	2	11	8	8	8	B5	5	8	7	6			B5	5	8	8	5									
E2	5	2	12	1	9	1	C1	4	4	2	3			B6	5	8	9	4									
F	4	9	0	11	0	4	C2	4	4	4	4			C1	4	4	2	3									
G1	4	1	9	1			C3	4	4	6	5			C2	4	4	4	5									
G2	4	2	11	4			C4	4	4	8	6			C3	4	4	6	6									
G3	4	2	13	8			C5	4	12	9	7			C4	4	4	8	8									
G4	4	3	16	0			E1	5	2	17	0	12	0	C5	4	4	4	5									
H	4	9	8	1	6	5	E2	5	2	17	6	12	6	C6	4	4	4	5									
N	4	6	7	8			F	4	13	1	5	0	6														
Q	4	2	8	2			G1	4	1	11	4																
R	4	9	0	6			G2	4	2	13	6																
V1	5	4	4	8	3	5	G3	4	2	15	8																
V2	5	4	5	7	4	4	G4	4	2	17	10																
V3	5	4	6	7	5	4	G5	4	3	20	0																
V4	5	4	7	6	6	3	H	4	11	10	3	8	1														
							M	4	20	3	9																
							N	4	14	9	7																

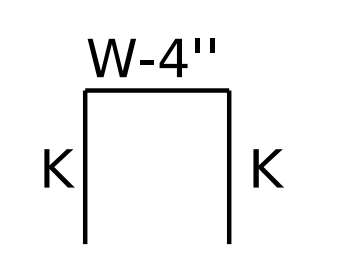
NOTES

- ① NUMBER OF BARS IN ONE HEADWALL.
- 2 DIMENSIONS ARE 0. TO 0. OF BARS.
- 3 ALL BARS ARE STRAIGHT EXCEPT THOSE SHOWN BELOW.
- 4 R = BOX OR PIPE RISE
- 5 W = WING WALL WIDTH

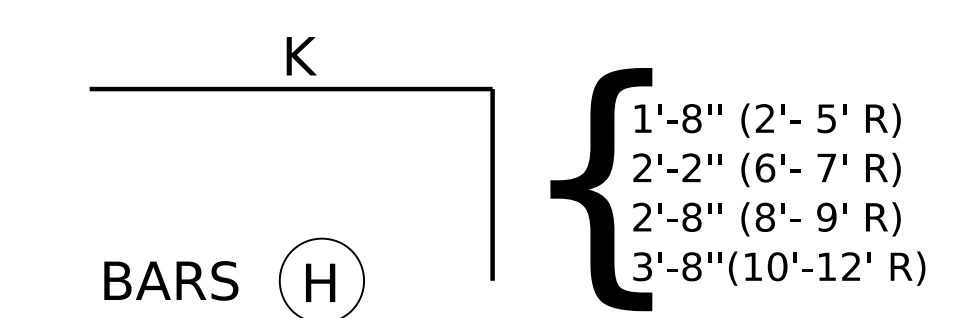
BENT BAR SHAPES



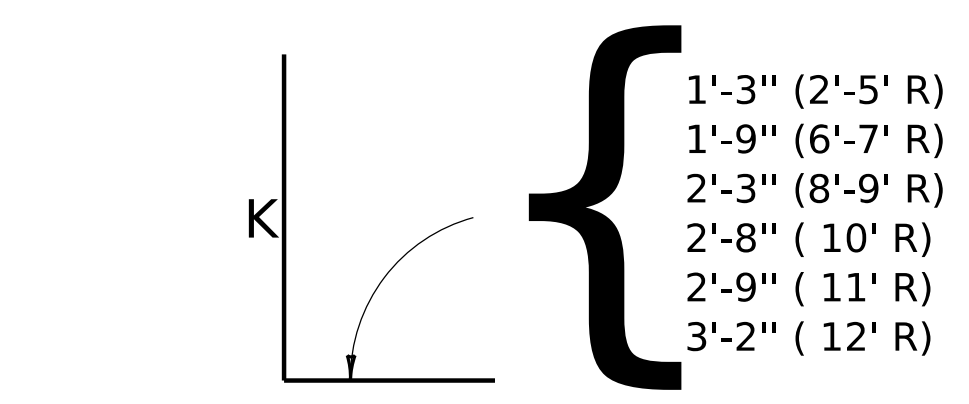
BARS (E)



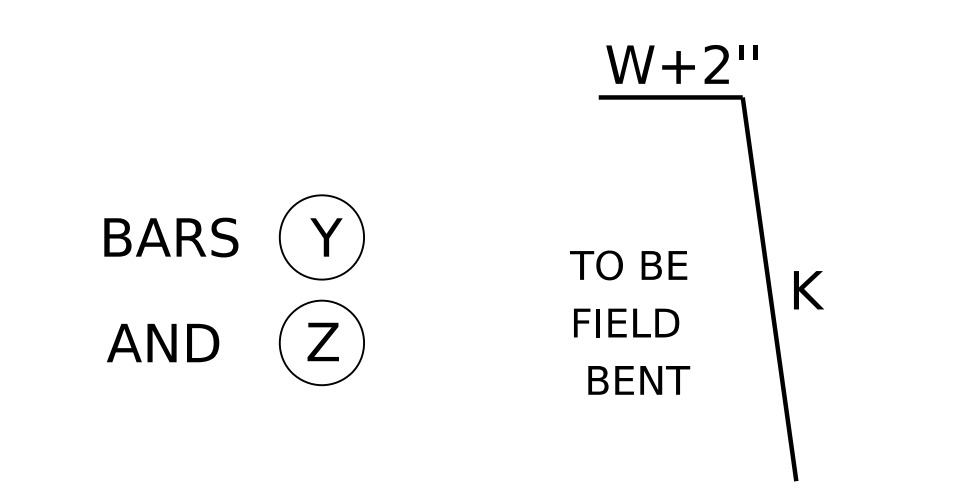
BARS (F), (U) AND (X)



BARS (H)



BARS (P), (V) AND (W)



BARS (Y) AND (Z)

**KENTUCKY
DEPARTMENT OF HIGHWAYS**

*BILL OF REINFORCEMENT
7'-0" x 5'-1" - 15'-4" x 9'-3"
STEEL PIPE ARCHES
0° SKEW*

STANDARD DRAWING NO. RDH-435-04

SUBMITTED _____ DIRECTOR DIVISION OF DESIGN _____ DATE _____

APPROVED _____ STATE HIGHWAY ENGINEER _____ DATE _____